







Pin



| Head Type   | Pin number | Head $\varnothing$ (D) mm | Shaft $\varnothing$ (d) mm | Length (L) mm |
|---|------------|---------------------------|----------------------------|---------------|
|    | 18689      | 1.36                      | 0.57                       | 10.00         |
|    | 18685      | 1.50                      | 0.57                       | 10.00         |
|  | 18686      | 1.90                      | 0.57                       | 10.00         |
|  | 18687      | 2.50                      | 0.57                       | 10.00         |
|  | 18688      | 3.50                      | 0.57                       | 10.00         |

Tube



| Reference | Shaft $\varnothing$ (d) mm | Length (L) mm |
|-----------|----------------------------|---------------|
|           | 0.80                       | 40.70         |